


# TIDAL SERIES

**TIDAL** Series realistically and physically represents slate, an ancient and natural stone. Beautifully textured with all the irregularities and variations in colour.



PRODUCT TYPE: Colour-bodied porcelain

COLOURS: Ivory, Silvery, Grey and Dark Grey

SIZES: 145x498mm, 300x600mm and 600x600mm  
Rectified Edges


FINISHES/USAGE: Natural/Wall and Floor

AESTHETIC QUALITIES: Slate look, soft texture

ORIGIN: Italy

TECHNICAL DATA: P3 Pendulum Slip Rating (Natural)  
More technical data on last page

VARIATION:



V3

# TIDAL SERIES

## PRODUCT INFORMATION




Ivory 10430

Matt 300x600mm | 600x600mm




Silvery 10431

Matt 300x600mm | 600x600mm




Grey 10432

Matt 300x600mm | 600x600mm



Dark Grey 10433

Matt 300x600mm | 600x600mm





# TIDAL SERIES

## PRODUCT INFORMATION



Ivory 10430M-Chev

Matt Chevron


145x498mm



Silvery 10431M-Chev

Matt Chevron


145x498mm



Grey 10432M-Chev

Matt Chevron

145x498mm



Dark Grey 10433M-Chev

Matt Chevron


145x498mm



# TIDAL SERIES

LIFESTYLE IMAGES






*Freelance*  
Quality Tiles + Natural Stone



Variation is an inherent property of tiles and stone. Sizes are nominal and may include a joint.

# TIDAL SERIES

## TECHNICAL DATA

	<b>technical characteristics</b>	<b>test method</b>	<b>required values</b>	<b>value</b>
	water absorption	iso 10545-30	$\leq 0.5\%$	0.05%
	breaking strength (S)	iso 10545-4	$\geq 250$ lbs	600 lbs (10.5mm)
	abrasion resistance	iso 10545-7	$\leq 175$ mm <sup>3</sup>	$\leq 145$ mm <sup>3</sup>
	chemical resistance	iso 10545-13	As indicated by manufacturer	Resistant
	stain resistance	iso 10545-14	As indicated by manufacturer	Resistant