

ASH SERIES

The subtle slate-like texture and porcelain physical characteristics of **ASH** Series makes for an aesthetically pleasing series suitable in both floor and wall applications.



PRODUCT TYPE: Glazed, colour bodied porcelain

COLOURS: Bianco, Grigio and Antracite

SIZES: 300x300mm, 300x600mm,
600x600mm 75x600mm
Rectified Edges


FINISHES/USAGE: Textured/Wall and Floor

AESTHETIC QUALITIES: Slate-like

ORIGIN: N/A

TECHNICAL DATA: P4 Pendulum slip rating
Full-bodied Vitrified
More technical data on last page

VARIATION:



V2

ASH SERIES

PRODUCT INFORMATION



Bianco 27751

Textured


300x300mm, 300x600mm,
600x600mm, 75x600mm



Grigio 27752

Textured

300x300mm, 300x600mm,
600x600mm, 75x600mm



Antracite 27753

Textured

300x300mm, 300x600mm,
600x600mm, 75x600mm









ASH SERIES

LIFESTYLE IMAGES



TECHNICAL DATA

	technical characteristics	test method	standard	test result
	water absorption	iso 10545-3	average E \leq 0.5% individual maximum: 0.06%	average: 0.15% individual maximum: 0.16%
	resistance to deep abrasion	iso 10545-6	report abrasion class and cycles passed	class 3
	breaking strength (S)	iso 10545-4	35MPa	pass
	thermal shock resistance	iso 10545-9	test method available	pass
	resistance to household chemicals	iso 10545-13	minimum GB	pass
	stain resistance	iso 10545-14	minimum class 3	pass