

# CORDILLERA SERIES



**CORDILLERA** realistically represents a mixture of stone surfaces with a focus on texture and natural colour. Available in a wide range of sizes and two finishes, Andes can be used for both residential and commercial applications.

PRODUCT TYPE: Glazed porcelain

COLOURS: White, Beige, Grey and Charcoal

SIZES: 60x200mm, 300x300mm, 300x600mm, 400x600mm, 600x600mm, 600x600x20mm and 600x1200mm  
Rectified Edges

FINISHES/USAGE:

Matt, Grip, Paver and Paver Coping/Wall and Floor

AESTHETIC QUALITIES:

Mix stone surface

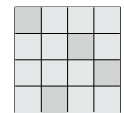
ORIGIN:

N/A

TECHNICAL DATA:

P2 Pendulum Slip rating (Matt)  
P5 Pendulum Slip rating (Grip and Paver)  
More technical data on last page

VARIATION:



V3

# CORDILLERA SERIES

## PRODUCT INFORMATION



18260 White

Matt	60x200mm   300x300mm   300x600mm 600x600mm   600x1200mm
Grip	300x600mm   600x600mm
Grip Paver	600x600x20mm
Paver Coping	400x600mm



# CORDILLERA SERIES

## PRODUCT INFORMATION



18261 Beige

Matt	60x200mm   300x300mm   300x600mm 600x600mm
Grip	300x600mm   600x600mm
Grip Paver	600x600x20mm
Paver Coping	400x600mm



# CORDILLERA SERIES

## PRODUCT INFORMATION



18262 Grey

Matt	60x200mm   300x300mm   300x600mm 600x600mm   600x1200mm
Grip	300x600mm   600x600mm
Grip Paver	600x600x20mm
Paver Coping	400x600mm



# CORDILLERA SERIES

## PRODUCT INFORMATION



18263 Charcoal

Matt	60x200mm   300x300mm   300x600mm 600x600mm
Grip	300x600mm   600x600mm
Grip Paver	600x600x20mm
Paver Coping	400x600mm



# CORDILLERA SERIES

## WHITE VARIATION



- **600x1200mm** - 10 tile faces
- **600x600mm** - 20 tile faces

# CORDILLERA SERIES

## BEIGE VARIATION



- **600x1200mm** - 10 tile faces
- **600x600mm** - 20 tile faces

# CORDILLERA SERIES

## GREY VARIATION





- **600x1200mm** - 10 tile faces
- **600x600mm** - 20 tile faces



# CORDILLERA SERIES







## CHARCOAL VARIATION



- **600x1200mm** - 10 tile faces
- **600x600mm** - 20 tile faces








# CORDILLERA SERIES

## TECHNICAL DATA TILE FORMAT

	technical characteristics	test method	required values	result
	water absorption	ISO 10545-3	$\leq 0.5\%$	$\leq 0.5\%$
	breaking strength	ISO 10545-4	$\geq 1300\text{N}$	2265N
	shock resistance	ISO 10545-11	Pass	Pass
	chemical resistance	ISO 10545-13	Declared value	Pass
	resistance to frost	ISO 10545-12	Resistant	Pass
	staining resistance	ISO 10545-14	Minimum Class 3	Pass

# CORDILLERA SERIES

## TECHNICAL DATA PAVER FORMAT

	technical characteristics	result
	water absorption	$\leq 0.5\%$
	breaking strength	12061N
	max warpage	$\pm 2.0\text{mm}$
	max edge curvature	$\pm 2.0\text{mm}$
	chemical resistance	Pass
	resistance to frost	Pass
	staining resistance	Pass

